

*Central Oklahoma Corvair Association
Newsletter*

May 2019



THE PREZ SEZ

We'll have fun, fun, fun, till her daddy takes our charcoal away! The annual picnic on the 19th will go until 8PM, I hope all members are able to attend and have a fun time, bring your "tough little buggy". If the ground dries out we can park our cars like last year, if not we will line up on the side of the driveway. The fun starts at 2PM and we will have a quick monthly meeting at 4PM. Food preparation should start right after that, we will see if Richard is grilling again, lol!!!

This month at "Coffee at Ken's" we started out showing how to disassemble late model rear axle bearings in order to inspect them. We now have the parts to rebuild a few and make available to our club members at a very low cost. Travis is still disassembling his "Frankenstein" motor. John has his motor there and is reassembling it, now that he has the heads back from the machine shop things should go faster. My motor is slowly coming along, we fired it up on the cart and found that both carburetors are flooding. I rebuilt them, but must have done something wrong, I will soon find out! We had Jim's car in to clear up a few items and ended up doing quite a bit of work on his brakes, but he is back on the road again. I was welding under Ken's spyder and managed to set the carpet on fire resulting in damage to the dash, glovebox and windshield! I feel so bad about that, but it will all be repaired.

The next big Corvair event coming up will be the nationals in Illinois. I believe we have 8 people attending with at least two of our member's cars.

Hope to see you all at the picnic!



David Castiaux, The Prez
DCastiaux@Aol.Com



COCA April 2019 Minutes

The April meeting took place at Colleen and Richard Law's house. The meeting began at 10:00 AM. David Castiaux greeted the members in attendance and one guest. Cina and Jim Gailey's grandson, Caleb Gilmore attended this month's meeting

Old Business- The March minutes were reviewed and Liz Capron made a motion to accept the minutes. The motion was seconded by Pat Silver. The motion carried. Several members attended HOT and it was reported that everyone had a good time. It was relatively trouble free. The Gailey's had a flat on their trailer before they got to Granbury, Texas. Just to balance it out they had another flat just after Granbury. On the way back Loren Capron had a small fan belt issue but it was replaced and made it home just fine. The Laws and Caprons both brought home trophies from their visit.

Treasurer's Report- Ken Drye gave us the state of our finances. He reminded everyone that has not renewed their membership, that it is time to do so. Pat Silver made a motion to accept the report as given and the motion was seconded by Liz Capron. The motion carried.

New Business- Kudos were given to our newsletter editor Colleen Law for another outstanding newsletter. Colleen reports that she would like some more recipes sent in for the letter. Also any pictures of your Corvair in action would be nice as well. The May meeting will be held once more at the Ergenbright's property. The date of the meeting has been moved up a week to coincide with the club picnic. ***Please make a note of the change.*** The picnic will commence at 2:00 PM May 19th, 2019 and the meeting will be held after at or near 4:00 PM. A signup sheet was passed at the meeting for members to list what they would be bringing for food items. The club will provide the meat items. Salads, vegetables, bread, chips and desserts will be provided by the club members.

Upcoming Events-

Bethany 4th of July parade- We have sent in our paper work. Typically we meet at the same location at 9:00 AM.

CORSA National Convention- Will be held in Illinois July 23rd through the 27th. Registration forms are available at the CORSA website or in this newsletter.

Mineral Wells- Will be held on October 10, 2019 through Sunday the 13th. They have moved the date up one week and now it does not conflict with the Great Plains Roundup. The car show will be held Friday along with a local festival and the autocross action takes place on Saturday. More information regarding regis-

tration can be found in this newsletter.

Great Plains Roundup- This year Tulsa is the host and the event will be held in Carthage, Missouri. The date for this event is October 18th through the 20th. Registration information is included in the newsletter. There will be a local festival with several wineries to visit. It will be held at the local Chevrolet dealership and is part of an all Chevrolet car show. The Corvairs will have their own designated show area.

Jim Gailey is working on some days trips that will occur during the week. He would like to get some input of some places to travel to. These would be done in a day and wouldn't involve any overnight stays.

David Castiaux asked for some ideas for tech tips. An upcoming tip will include rebuilding axles in our cars. David did offer a tongue in cheek tip. That is not to weld under your car with holes in the floor board and carpet installed. It makes for a smoky end result.

There were four Corvairs driven to the meeting and the lucky door prize winner was Ken Drye. The remaining door prize tickets were sold and the prizes handed out.

Don't forget coffee at Ken's Sunday and Wednesday mornings.

Pat Silver made a motion to adjourn and that was seconded by Jim Gailey, the motion passed and the meeting was adjourned.






Coffee at Kens



Monthly Meeting held at the Law House





Bob's Tech Corner

Hubba Hubba

Rebuilding the rear hubs.

Text & Photos © Jerry Rotert 2005

The rear hubs are a part of the Corvair that are usually given no thought at all until one of them fails. When a failure occurs it will leave you stranded in more ways than you might think.


Yes you can have it towed to a repair shop to be repaired but then your not likely to find anyone with the knowledge to do the repairs. Even if they do they aren't likely to even know where to get the parts to repair it so its best to take care of these little gems before a problem occurs.

Do not just drill the hub and start pumping grease in there. It takes a lot of grease to fill that cavity and it may not even fill both bearings before it squirts out one of the seals and you think its full. Also when you get on the highway and it heats up and expands it will squish out the seals, ruin your brakes and make an awful mess under the car. We certainly don't want an oily, greasy mess under our Corvair now do we. It could give them a bad reputation.

Note: The repairs in this section will require access to the following tools: Dial indicator with magnetic base, calipers or micrometer, torque wrench, gear puller and a hydraulic press. Don't forget the shop manual.



1. Measure the hub end play. It should be .001 to .006 according to the shop manual. If you can see it move its probably too much.



2. After removing the rear brakes and half shaft (refer to shop manual) remove the 4 hub attaching bolts.



3. Turn the axle yoke to align in the rectangular hole in the swing arm then tilt the assembly down and it should pull out of the swing arm.



4. Use a penetrant on the axle nut then remove the cotter pin and nut from the yoke.



5. Use a puller to remove the yoke. Use lots of penetrant and give it some time to soak. It may have to be pressed off if this doesn't work.



6. Once the yoke is removed try the puller to re-move the axle shaft (see fig. 7). Sometimes this works sometimes it doesn't.



7. If the puller doesn't work this too will have to be pressed out. Keep the left and right side parts separate. Shims may not be the same thickness.



8. From the back side of the backing plate drive off the dust shield. Here I'm using a long handle gas-gasket scraper to catch the edge of the shield.



9. From the other side of the backing plate drive off the outer seal in the same manner as the dust shield in fig. 8.



10. Drive out the inner bearing and seal with a large blunt chisel. Concentrate the blows on the center of the bearing and not the bearing cage.



11. Here is an example of a bad bearing cup. Always replace both the cup and the roller together. This are too critical to leave to chance.



12. Use the slots in the hub to drive out the bearing cup. Walk it out by first hitting one side then the other until the cup walks out.



13. Measure the shim thickness with calipers or similar and record this reading. This is what sets the bearing preload and will be referenced later.




14. If you don't have a bearing splitter use a sharp chisel to wedge between the bearing and axle until the bearing moves. Then wedge with larger chisel.



15. Once the bearing has moved enough use a long punch through the hole in the axle to drive it off the shaft.



16. Although difficult to see in this photo this bearing has some very fine pitting. Always re-place all the bearings, cups and seals if possible.



17. There is considerable wear on the 6 contact points on this backing plate. This is the perfect time to replace or weld and repair the plate.



18. After cleaning all the parts start the reassem-bly by driving in the bearing cups. Use drivers or a socket that fits the outer edge of the cup.



19. Drive the bearing cup all the way down until it contacts the bottom of the flange. Now flip the hub over and install the other bearing cup.



20. Here is one tool I recommend every DIYer own. A bearing packer uses a grease gun to force grease into the bearing much easier than by hand.



21. Pack all the bearings at once to facilitate clean up. Smear grease on the outside of the bearing and anywhere the packer didn't fill.



22. Be sure to put the bearing on the axle shaft in the right direction. Drive it down until it seats on the bottom.



23. Slip the big spacer and the small shim over the axle shaft. If you didn't measure the shim thickness earlier now is your last chance.



24. Slip the backing plate over the hub and install the outer seal. Use some type of driver, don't just drive it in with a hammer or you'll bend it.



25. It should look like this. I always smear grease on the bearing cup and seal. Put 2 bolts and nuts in the backing plate to hold it in place for now.



26. Now invert the entire assembly and slip it down over the axle shaft and outer bearing.



27. Drive the inner bearing over the axle shaft un-til it stops. Now install the yoke, washer and nut. Don't install the seal just yet. Torque it to 100 ft. lbs.



28. Clamp the axle in a vice to hold it in place. Mount a dial indicator and set it to 0.



29. Try to raise the backing plate with the axle clamped in the vice. This will give you the bearing end play. Here I have .009 and max is .006.



30. Disassemble the unit and replace with a thinner shim. They come in .003 increments. My original was .138 so a .133 should put me within tolerance.



31. When assembling this time install the inner seal and the dust shield. The manual says to pack this cavity with grease. This must keep out water.



32. Install the yoke and note the position of the hole for the cotter pin in the photo. This makes it much easier to install and remove the pin.



33. Slip the washer and nut on the shaft and torque to 100 ft. lbs. If the hole doesn't align tighten the nut as little as possible to make the hole align.



34. Install the proper size cotter pin and bend only the long half of the pin up and over the top of the axle shaft. Now reinstall the unit on the vehicle using the torque values in the shop manual.

Corvair Ladies Shared Recipe Corner

This months recipe shared by Liz Capron

Strawberry Cake



- 1 box white cake mix
- 1-3 oz package strawberry gelatin
- 1/2 cup frozen strawberries
- 1 tablespoon of flour
- 1/4 cup vegetable oil
- 1/2 cup water
- 4 large eggs

Pre-heat oven to 325 F. Spray 9 X 13 inch cake pan with non-stick spray. Combine cake mix ingredients as recommended by cake mix instructions.

Bake in prepared pan 35 minutes.

Strawberry Frosting

- 3/4 cups butter softened
- 3 1/2 cups powdered sugar
- 1/2 teaspoon vanilla extract
- 1/2 cup frozen strawberries
- 1/4 teaspoon salt

Combine all ingredients and mix with electric mixer until well mixed. Spread on top of cooled cake.

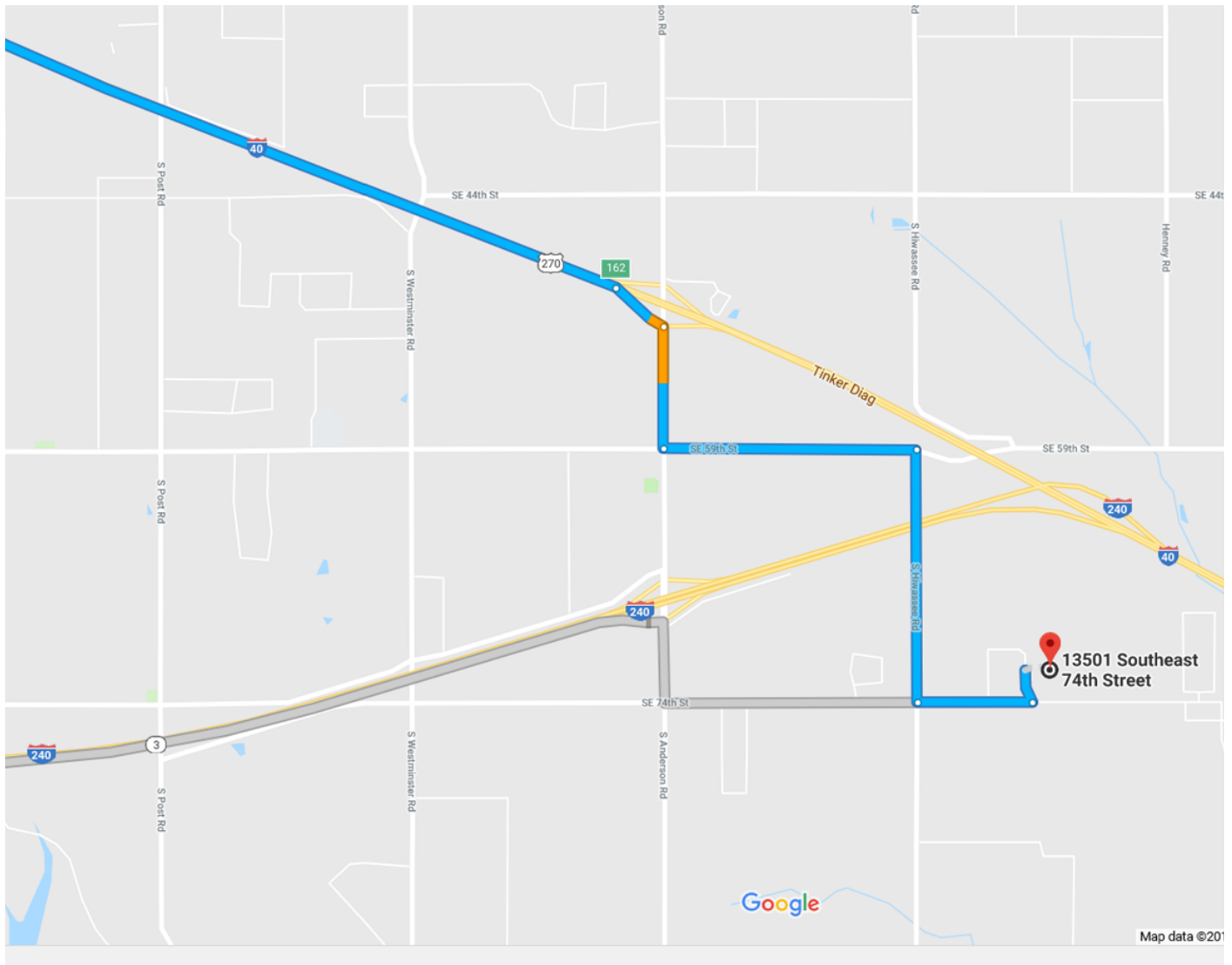
2019 CORSA CONVENTION



ONLINE
REGISTRATION
IS OPEN!

WWW.CORVAIR.ORG

Directions to the Diamond E Ranch
(The Ergenbrights) Meeting Place
2:00 PM for our Yearly Bar-B-Que.
Meeting to start at 4:00 pm. The
ground is very wet so do not park on
the grass stay on the driveway... you
will get stuck...




Heart of Texas Corvair Reunion 2020...

Hosted by North Texas Corvair Association
...is on the road to the Piney Woods of East Texas
April 17-19th, 2020 Hotel Fredonia, Nacogdoches, TX



Opened in 1955, the Hotel Fredonia was reopened in 2017 with modernized rooms. It retains the Mid-Century Modern look and feel of the 1960's, making it the perfect host hotel for our 1960's Corvairs!

Hotel block will be available for Thursday, Friday and Saturday nights. Rate honored 3 days before and after, subject to availability.
Tower King or Double Queen - \$129
Upgraded rooms are also available for \$149
Registration form and reservation information available soon



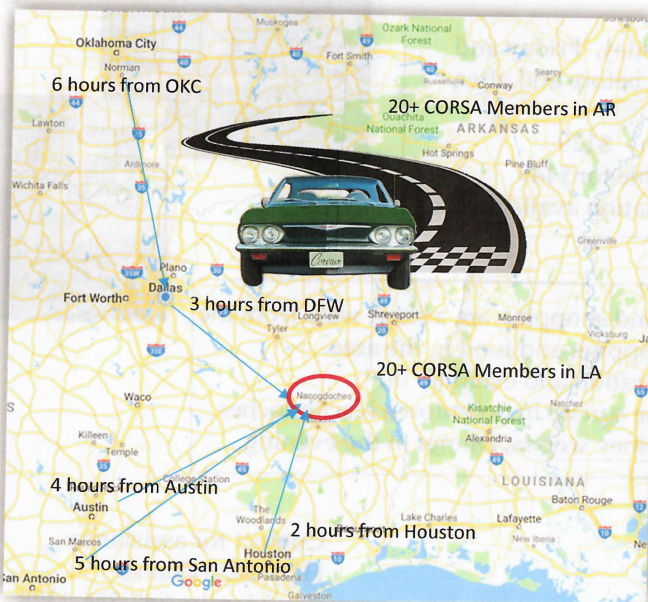

Nacogdoches restaurants and shopping are a short walk from the hotel. Other shopping and food in the area.
Friday registration and evening fun!
Saturday: Car show on the square in downtown Nacogdoches, Driving tour thru the piney woods; Dinner in the evening.



Contact for assistance:
HOT 2020 Chairs:
Ray Morales 847-254-1398
Jeannette Alberte 847-254-1399

Get on the road to east Texas!

Heart of Texas Corvair Reunion 2020...
Hosted by North Texas Corvair Association
...is on the road to the Piney Woods of East Texas
April 17-19th, 2020 Hotel Fredonia, Nacogdoches, TX



Plan your trip to many area attractions that are on the way or a short drive:

- Canton area for antiques
- Tyler for Azalea Gardens
- Texas Freshwater Fisheries Hatcheries in Athens
- Caddo Mounds State Historic site, Alto (near Nacogdoches)
- Texas State Railroad rides in Rusk and Palestine



Here is some information about the Round UP

This is going to be so simple this year. The Friday night cruise downtown reminds us of American Graffiti – many many cars, food, music, it's cool! Then the show on Saturday goes all day to 5pm. Awards are given by the Carthage folks at around 4pm – There will easily be 500 vehicles of all kinds at the show and they will have a lot right in the middle for many Corvairs to be together with a Corvair category for people's choice. Lots of food trucks. Good ones! Probably a pancake breakfast Saturday morning at the firehouse – big event last year that we attended. Yep, it'll be different but those that are saying the roundup is getting a little stale won't be able to say that after Maple Leaf. Nothing Saturday night officially planned. Nothing Sunday. Hotel will have a really good breakfast for us on the mezzanine. They do that everyday and the cost is built in to the room rates!

I hope people register and reserve rooms very soon – I would hate for them to run out of rooms on us. This hotel is the host hotel for the entire event, not just the Corvairs. 😊

The swap meet has been so good that they decided last year to do it on Friday as well as Saturday. It was awesome! They said the traffic for the swap was incredible both days so they will be doing that again.

Thanks Scott – let me know if there are other questions and it's fine to spread this email around if you think it'll help.

Also, tulsacorvair.com has the printable registration form right at the top. Only \$15 to register. Hotel info is there and btw, the shirts will be ordered, paid for and delivered right there at the show – No pre-order. Just \$15 registration, a credit card to hold the hotel room and gas in the tank.

GONNA BE GREAT! See ya there! Spread the love.

Marv

Update

Hi everyone – Please find an important announcement regarding a drawing in July for 2 nights FREE at the Precious Moments Hotel during the event in October.

We want to thank our Flagship club in Wichita for stepping up to fund these two nights for the lucky attendee(s).

People must have their registration (Only \$15 this year) in by July 1st to be entered in the drawing.

There is a registration form attached and also a printable version at tulsacorvair.com

Please do not send money for shirts with your registration. Shirts will be able to be bought, paid for, and delivered at the show!

There will be hundreds of gorgeous vehicles for everyone to enjoy with, we hope, many more Corvairs than other vehicle owners have ever seen all together in one place.


IT'S GONNA BE FUN !!!!!!! LET'S BLOW'M AWAY WITH OUR BEAUTIES AND . . . HAVE OUR DEBUNK NADER STORIES READY, HEHEHEHEH !!!!!!! Marv Luke, GCCG

Registration Form

Great Plains Corvair Roundup / Maple Leaf Car Show

October 18-19, 2019

Carthage, Missouri



**Green
Country
Corvair
Group**



**CARTHAGE
MAPLE LEAF
CAR SHOW**

Car Show Registration 450 Dash Plaques

Name (First, Last) _____

Street Address _____

City _____ State ____ Zip _____

Email _____

Phone _____

Make & Year of Vehicle _____

Class CORVAIRS Club Affiliation _____

Entrant's Signature _____ Date _____

Swap Meet Registration

Name (First, Last) _____

Street Address _____

City _____ State ____ Zip _____

Email _____

Phone _____

Product Being Sold _____

Entrant's Signature _____ Date _____

Event Fees

Event			Total
Show Registration	\$15.00		\$15.00
Swap Meet	\$25.00		
T-Shirts Ordered and Delivered On Site	\$15.00		
		Quantity	
Corral (Vehicles for sale)	\$ 5.00		
Total Fees			

Make Checks Payable To:

Carthage Maple Leaf Car Show
P.O. Box 283 • Carthage, MO 64836

Registration \$15.00
*(Due by Oct. 1, 2019 to guarantee
group placement with all other Corvairs)*

Precious Moments Hotel



2701 Hazel Ave • Carthage, MO

**Mention Great Plains Corvair Roundup
For Special \$76.⁴⁹ Rate (Includes Hot Breakfasts)**

For Reservations: 417-359-5900

General Information: Marilyn Ash 918-245-0888 • Marvin Luke 918-250-1500

Swap Meet Information: Randy 417-850-5933

In consideration of the acceptance of the right to participate, entrants and spectators, by exhibiting a vehicle or motorized equipment and by the execution of this entry form, I hereby release the city of Carthage, County of Jasper, State of Missouri, The other Co-Redemprix, the sponsors and everyone else involved in the promotion or execution of the Carthage Maple Leaf Car Show of and from any claims, losses injuries, judgement, whatsoever may be suffered by the entrant to his/her person or by his/her property either to it or caused by it.

Members Corner and their ride

This month Colleen Law's ride is Lakewoo

This is my 1961 Corvair 700 Lakewood affectionately called Lakewoo....

I was introduced to Corvairs back in 1980 when Richard and I went to his home in Edinburg Texas and he showed me his brothers Corvair and related his history with Corvairs in the 70's as a teenager. Well it took us till 2010 to actually buy our first Corvair and in 2011 we purchased Lakewoo. She is great and has been all over the country, best riding car ever...



The Annual International Convention of the Corvair Society of America, hosted by the Chicagoland Corvair Enthusiasts chapter of CORSA.

Will include Concours d' Elegance, Rally, Autocross, Economy Run and much more. Stay tuned for details!

For hotel reservations, [click here](#) or call Pheasant Run at 800/474-3272 or 630/584-6300 and please mention the Corvair Society in order to receive the discounted group rate.

When

July 23rd, 2019 12:00 AM through July 27th, 2019 12:00 AM

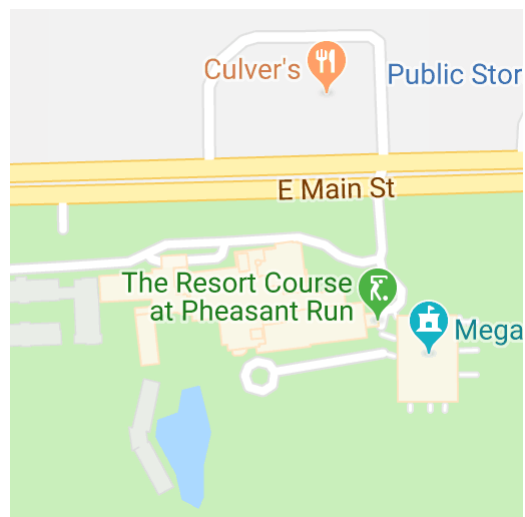
Location

Pheasant Run Resort

4051 E Main Street

St. Charles, IL St. Charles

United States



If you go onto the Corsa home page search events and you will find the convention. It is easy to follow the links from the web page that will re-direct you to the reservations for the resort.

The Central Oklahoma Corvaír Club Monthly News is a monthly publication of the Central Oklahoma Corvaír Association, INC. C.O.C.A is Chapter 731 of the Corvaír Society of America. It is provided to all current members. Guests and nonmembers receive a complimentary copy upon request, and are welcome to attend our monthly meetings held the second Thursday of each month. The location will be listed on the front page of the newsletter. Membership is open to anyone with an interest in the Corvaír Automobile. Dues are \$15 per year

MAILING ADDRESSES: All business mail, with the exception of the newsletter items, should be sent to the address of the club president.

Newsletter items must be sent to the editor and received by the 25th of the month for it to be included that month's issue. Email newslettercoca@gmail.com with your submissions

WE THE BOARD OF DIRECTORS ENCOURAGE YOU TO JOIN CORSA, ASK ANY OFFICER FOR AN APPLICATION. The Dues are \$45.00 for 12 months or \$90.00 for 26 months. This entitles you to the monthly publication of the CORSA "Communique", and other benefits.



Club Stats:

NUMBER OF MEMBERS	23
NUMBER AT LAST MEETING	21
NUMBER OF CORVAIRS DRIVEN	3
NUMBER OF GUEST AT LAST MEETING	1
NEW MEMBERS	0

OFFICERS:

President:

David Castiaux
 10628 S.E. 44th Street
 Oklahoma City, OK 73150
 405-642-1056
 dcastiaux@aol.com

Vice President:

Jim Gailey
 8224 N.W. 115th Street
 Oklahoma City, 73162
 405-615-7554
 jgailey@cox.net

Secretary:

Joe Nels
 622 Cresent Circle
 Midwest City, Ok 73110
 405-733-8772
 joenels@sbcglobal.net

Treasurer:

Ken Drye
 2512 S. Post Road
 Midwest City, OK, 73130
 405-732-6867.
kdrye84370@aol.com

BOARD OF DIRECTORS:

David Castiaux, Jim Gailey, Joe Nels, Ken Drye, Bob Welch, Richard Law, Liz Capron, Larry Duvall, Delia Silver

NEWSLETTER EDITOR:

Colleen Law
 7701 Deer Meadow Dr
 Oklahoma City, Ok 73150
newslettercoca@gmail.com



C.O.C.A WEBSITE:
<http://cokcca.org/>

Some Vendor Cards



TIKI AUTO GLASS
405-455-1271



John's Corvair Parts
NOS, New, Repro and Used Parts
<http://johnscorvairparts.vpweb.com>
John Sweet
1264 Walnut St. Stoneboro, PA 16153 814-336-9033
js189@zoominternet.net

SEND \$10.00 FOR CATALOG

CALIFORNIA CORVAIRS
(951) 284-3555
15090 LA PALMA DRIVE • CHINO, CA 91710

PARTS & REPAIR



CORVAIR 1.COM
Parts and Rebuilding Services
On Facebook and You Tube: Rafee Corvair
918-413-1548
Email: rafman@corvair1.com
Hook-up your ride with high-quality parts from Rafee Corvair

americanflat6.com

american
Corvair Performance Heads

412 S Vandiver San Antonio, TX 78209 phone 210.823.2879 Tom Knoblauch

Custom Cams Industrial Stock Diesel High Performance Imports

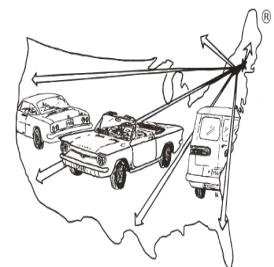
Willhoites Camshafts
(405) 681-0666

David Willhoite Fax: (405) 681-0667 willhoitescams@coxinet.net 2900 SW 13th Oklahoma City, OK 73108

Clark's Corvair Parts®

Our catalog lists over 15,000 parts for your Corvair. We carry engine parts, body panels, upholstery and much more! There are 1,000's of re-produced items available, pages of technical information and lots of other helpful hints.

Check us out at www.corvair.com or call today to order a copy of our printed catalog. You will quickly see why we are the world's largest supplier of parts and all your other Corvair needs. Clark's - More than Parts!



Clark's Corvair Parts® 400 Mohawk Trail, Shelburne Falls, MA 01370
(413)625-9776 www.corvair.com email: clarks@corvair.com

January 26, 2019	Monthly Meeting - Diamond E Ranch Board of Directors voting DUES for the year are Due \$15.00
February 23, 2019	Monthly Meeting - Diamond E Ranch Cold Tuna—Wichita, KS
March 23, 2019	Monthly Meeting - Diamond E Ranch St. Patricks day parade - Downtown OKC - March 16
April 27, 2019	Monthly Meeting - Law Home directions in the Newsletter Heart of Texas – Spring Branch, Texas 12 April - 14 April
May 25, 2019	Monthly Meeting - Diamond E Ranch Tri-State - May 17-19
June 22, 2019	Monthly Meeting - Diamond E Ranch Decades of Cars Near Baxter Springs KS June 21-22
July 27, 2019	Monthly Meeting - Diamond E Ranch Corsa Convention - 23-27 July Pheasant Run Resort - St. Charles Il.
August 24, 2019	Monthly Meeting - Diamond E Ranch
September 28, 2019	Monthly Meeting - Diamond E Ranch
October 26, 2019	Monthly Meeting - Diamond E Ranch Corvair Round UP - Maple Leaf Festival - Oct 18-19 Corvair Heritage Days - Oct 11-13 Mineral Wells Texas
November 23, 2019	Monthly Meeting - Diamond E Ranch
December 28, 2019	Monthly Meeting - Diamond E Ranch
1st Saturday	Cars and Coffee North Park Mall
2nd Saturday	Cars and Coffee Norman at Crest Foods W. Robinson
3rd Saturday	Cruise in for Coffee Midwest City Santa Fe Steak House parking lot Apr - Oct
1st and 3rd Thursdays	Thursday Night Cruisers - Mustang Apr - September
Sundays	Coffee at Kens