

*Central Oklahoma Corvair Association
Newsletter*

July 2019



THE PREZ SEZ

Hello All,

Probably right about now I'm on my way to Ohio and then stopping off at the Nationals in St. Charles, IL. July has been a quiet month with only the 4th of July Parade involving our COCA.

We had seven cars show up and represent our group along with their great Corvairs. Everyone made it OK this year with just some minor problems. Ken Drye had two cars parading with his daughter Dianna driving his 67 four door and his son Ken driving his 66 two dr. coupe, this one caught a crack in the windshield on the way in and also developed idling problems. My 67 coupe also developed idling and brake problems....just minor though! Our cars are like us it seems, getting a little older everyday and suffering a few more aches and pains.

Jim will be heading-up the July meeting, please give him all the good support you all provide me every month.

Coffee at Ken's will still be going on as usual, I'll sure miss it!!!

David Castiaux, The Prez

DCastiaux@Aol.Com





COCA June 2019 Minutes

The June meeting was held at the Ergenbright's ranch on the 22nd of June. David Castiaux welcomed the members for this meeting and there was one guest. James Cheek of South Carolina was visiting Ann and James Ergenbright. James C. has several Corvairs and makes it to many Corvair events around the country. He attended our Oklahoma City round-up a couple of years ago.

Old Business- The May minutes were reviewed and Ann Ergenbright made a motion to accept the minutes. The motion was seconded by Liz Capron and the motion carried.

Treasurer's Report- Ken Drye gave the treasurer's report. He again reminded everyone that has not renewed their membership, that it is time to do so. James Ergenbright made a motion to accept the report as given and the motion was seconded by Colleen Law. The motion carried.

New Business- Upcoming Events

Hafer Park in Edmond will be the site of a car show on June 29th.

Bethany 4th of July parade- We have received word that the club will be in position #48 this year. Typically we meet at the same location at 9:00 AM. Eastside club members wanting to participate can meet at Ken Drye's house at 8:30 AM and caravan to Bethany.

Saturday July 20th the firefighters of Nicoma Park will be having a car show in Nicoma Park. It will run from 9:00 AM until 2:00 PM.

Saturday July 27th Pops will host a Corvette car show at their location on Route 66.

CORSA National Convention- Will be held in Illinois July 23rd through the 27th. Registration forms are available at the CORSA website or in this newsletter.

The annual Rush Springs Watermelon Festival will be August 10th and as usual weather permitting there will be several club members driving down for a day trip. More information will be given as it becomes available.

The Del City Nazarene Church will hold a car show on October 6th. There is no fee to enter. They will be offering free coffee and doughnuts in the morning and serving free hamburgers around noon.

Mineral Wells- Will be held on October 10, 2019 through Sunday the 13th. They have moved the date up one week and now it does not conflict with the Great Plains Roundup. The car show will be held Friday along with a local festival and the autocross action takes place on Saturday. More information regarding registration can be found in this newsletter. Past attendees say this is a great event and encourage all to attend.

Great Plains Roundup- This year Tulsa is the host and the event will be held in Carthage, Missouri. The date for this event is October 18th through the 20th. Registration information is

included in the newsletter.

Next year's HOT will be in Eastern Texas in Nacogdoches. I believe it is about a 5 1/2 hour drive as the Corvair flies. More information will be posted when it becomes available.

Loren Capron thanked the several members who assisted him in removing the engine in his convertible. There was a good turnout and Loren appreciated everyone's help. He's collecting parts and will let us know when we can reconvene to reassemble his ride.

Ann Ergenbright said that she and her family took a short ride down Route 66 between Arcadia and Luther and had lunch at The Boundary. They serve up some great Bar-B-Que. She thought it might make a good day trip for the club as well.

Colleen Law stated that when she receives the list of members no longer current with their dues she will begin the process to remove them from our monthly newsletter mailing list.

David C. hopes that the club will be able to do another marshmallow and wiener roast at the Ergenbright's again this fall. As of now the date is up in the air but it should happen in late October or sometime in November once it cools down some.

There were three Corvairs driven to the meeting and James Ergenbright won the door prize. Raffle tickets were sold and the remaining door prizes were handed out. David C. asked that the members bring a little something for the door prizes. It helps the club coffers and who know what little gem you might pick up.

Colleen Law also wants input for her new article in the newsletter, the Corvair Corner. Send her a picture of your ride, a little background on your ownership and what you have done or where you have been. This month's newsletter featured Richard Law's Corsa convertible. "Vairy" nice Richard.

Don't forget coffee at Ken's Sunday and Wednesday mornings.

Liz Capron made a motion to adjourn the meeting and the motion was seconded by Colleen Law. The motion passed and the meeting was adjourned.






Coffee at Kens



Happy Fourth of July from Bethany Oklahoma





Bob's Tech Corner

Hope that everyone had a great and safe 4th of July.

This month I would like to address or revisit an old subject . Tune UP... MAJOR TUNE UP

This tip comes from the San Diego Corvair Club and written by Jim Craig back in 1985. It is specifically for a stock engine that is considered to be in basically good condition. It is lengthy, but will clarify the misunderstandings and mystery of the carb balancing and the proper way to tune up your Corvair so lets get into the procedure. I have edited it to make it more readable (I Hope).

Tools Required

- a. 13/16 spark plug socket
- b. 6" & 8 3/8 drive extension (swivel type preferred)
- c. 3/8 drive ratchet
- d. 3/8 box/open end wrench (offset box end type)
- e. Feeler gauges (wire for spark plugs flat for points)
- f. Screwdrivers common (flat blade, medium and small)
- g. GOOD Timing light (one that clips to the plug wire is best)
- h. Dwell meter (with Tach preferred)
- i. Unisyn or vacuum gauge with tee fitting and rubber hose
- j. White chalk or equivalent for marking your HB 0 timing mark

PARTS (NEW) Required

- a. Spark plugs (6)
- b. Points, condenser, and rotor
- c. Distributor cap (New, brass contacts are best)
- d. Spark plug wire set (every other tune up or 2 years)

New 8mm wires are now available as well as 7mm

e. NEW Oil Filter

- f. 5 quarts of oil (The correct oil for your Corvair)
- g. Air filters (every other tune up or as condition warrens)
- h. Distributor primary wire P/N 1954563
- i. Distributor vacuum advance arm BOOT P/N 19063610
1. Start engine and warm up to normal temp, then shut off and drain the oil.

2. While the oil is draining, remove the positive and negative cables from the battery. (negative first and reattach it last (safety issue, No sparks)). Clean battery posts and cable ends. Use baking soda as required and rinse with clean water. Reconnect cables after they have dried. Remove negative cable where it attaches to the engine. Clean and reattach making sure that the cable has good contact with the engine.
3. Clean oil drain plug and when engine is thoroughly drained, reinstall the drain plug.
4. Fill engine with four quarts of engine oil. (Original editor's note: Remove and replace the oil filter with a 1/2" socket for the filter bolt. The Filter will require an additional 1/2 to 3/4 quart of oil).
5. Start engine and check for leaks around the oil filter. Allow time for the engine to warm the filter before saying it is Leak proof.
6. Fill oil to capacity after turning off engine. (Edit: be sure that your dip stick is well marked when checking the level of your oil)
7. Remove spark plug wires and distributor cap as an assembly. (mark #1 plug wire on the distributor cap and note position of the cap on the distributor).
8. Remove spark plugs. Check for oily condition on plug tip. If oily, consider installing next hotter heat range plugs (AC46FFS or equivalent).
9. Gap plugs to specification and install. Torque to 20-25 ft. lbs (gap specifications .030 to .035 as required for points. If you are running electronic ignition, check the manufacturer's specs).
10. Remove points, rotor and condenser.
11. Clean and lube point plate.
12. Install points and condenser, Rotate engine counter clockwise (just enough) to position point rubbing block on the high point of the cam.
Set points to specifications using a flat feeler gauge. (setting new points at .019 used points set at .016)
13. Check the condition of primary wire for cracking and hardness (stiffness), and replace if these conditions are found.
14. Install new lube wick P/N 1852935 or lube cam lightly.
15. Install new dust shield, rotor, and distributor cap. (Make sure cap is completely seated on the distributor)
16. Install new spark plug wiring to distributor cap, starting with the #1 wire (use the old cap and wiring assembly as a guide Verify correct installation by noting firing order on top of shroud, R/H corner. Firing order is, 145236, but you knew this, RIGHT?)
17. Hook up dwell meter and timing light per unit's instructions.
18. Identify timing marks with white chalk. NOTE: Experienced persons can bypass the following and go on to carburetor adjustment.
19. Start engine and warm up to normal temperature. Note: If engine will not start, check spark plug wires for correct location and check points for proper gap.

CARBURETOR TUNING

Mechanical synchronization of carburetors

1. Remove air cleaner and housing from carburetors.
2. Disconnect throttle attach rods to Carburetors from the throttle cross shaft.
3. Unscrew idle speed adjustment screws on both carburetors until they do not touch the throttle shaft arms with the choke held on full open position.
4. 4. Re-adjust idle screws, using a strip of paper or a business card positioned between screw end and throttle arm, so/until that there is a light drag felt on the paper when pulled between the metal parts. Do this to both (Primary) carburetors
5. Connect throttle attachment rod on the right carb to the throttle cross shaft. Lubricate all linkage with light grease.
6. Verify that throttle cross shaft does not bottom out on the blower bearing shaft or belt retainer/guide bracket with right carburetor throttle valve in the closed position. If the arm does not, pull upward on the shaft until the shaft clears.
7. Disconnect choke rod from each carburetor before proceeding with remainder of Carburetor adjustments.
8. While holding the right carburetor in a closed position with the throttle cross shaft, adjust the left carburetor throttle rod until it will just enter the hole on the throttle cross shaft. Turn adjusting pin one turn higher and install into cross shaft. Tighten idle screws on both carburetors two full turns.

Carburetors are now mechanically matched. **ADJUSTMENT OF CHOKE VALVE**

Hold choke valve in the fully closed position. Adjust choke rod until rod will just enter the hole in check valve arm, then unscrew rod two additional turns and install into choke valve arm. (EDITOR note: Repeat adjustment on other Primary carb)

IDLE JET ADJUSTMENT

1. Adjust idle jet by tightening screw until it bottoms out. DO not over tighten. Back the screw out, 1 1/2 full turns on both carburetors. Verify that the balance tube rubber hoses are attached and not leaking air at the points of the heads behind the carburetors. (EDITOR: A vacuum leak here can drive you nuts)
2. Any further carb idle speed screw adjustments or idle mixture adjustments, must be duplicated on both primary carburetors!

CARBURETOR BALANCE -TIMING-IDLE & MIXTURE ADJUSTMENT

1. Start engine and warm up to operating temperature.
2. Remove distributor vacuum advance hose from spark port on right carb and cap from spark port tube on left carb. Connect vacuum gauge at each port. Two matched gauges will give best results, although one gauge and a "T" fitting will work. When using a single gauge, pinch the hose closed between the gauge and one carburetor. You can then read the vacuum of the carb that the gauge is pulling vacuum from. Reverse procedure for other carb.

2. While the oil is draining, remove the positive and negative cables from the battery. (negative first and reattach it last (safety issue, No sparks)). Clean battery posts and cable ends. Use baking soda as required and rinse with clean water. Reconnect cables after they have dried. Remove negative cable where it attaches to the engine. Clean and reattach making sure that the cable has good contact with the engine.

3. Clean oil drain plug and when engine is thoroughly drained, reinstall the drain plug.

4. Fill engine with four quarts of engine oil. (Original editor's note: Remove and replace the oil filter with a 1/2" socket for the filter bolt. The Filter will require an additional 1/2 to 3/4 quart of oil).

5. Start engine and check for leaks around the oil filter. Allow time for the engine to warm the filter before saying it is Leak proof.

6. Fill oil to capacity after turning off engine. (Edit: be sure that your dip stick is well marked when checking the level of your oil)

7. Remove spark plug wires and distributor cap as an assembly. (mark #1 plug wire on the distributor cap and note position of the cap on the distributor).

8. Remove spark plugs. Check for oily condition on plug tip. If oily, consider installing next hotter heat range plugs (AC46FFS or equivalent).

9. Gap plugs to specification and install. Torque to 20-25 ft. lbs (gap specifications .030 to .035 as required for points. If you are running electronic ignition, check the manufacturer's specs).

10. Remove points, rotor and condenser.

11. Clean and lube point plate.

12. Install points and condenser, Rotate engine counter clockwise (just enough) to position point rubbing block on the high point of the cam.

Set points to specifications using a flat feeler gauge. (setting new points at .019 used points set at .016)

13. Check the condition of primary wire for cracking and hardness (stiffness), and replace if these conditions are found.

14. Install new lube wick P/N 1852935 or lube cam lightly.

15. Install new dust shield, rotor, and distributor cap. (Make sure cap is completely seated on the distributor)

16. Install new spark plug wiring to distributor cap, starting with the #1 wire (use the old cap and wiring assembly as a guide Verify correct installation by noting firing order on top of shroud, R/H corner. Firing order is, 145236, but you knew this, RIGHT?)

17. Hook up dwell meter and timing light per unit's instructions.

18. Identify timing marks with white chalk. NOTE: Experienced persons can bypass the following and go on to carburetor adjustment.

19. Start engine and warm up to normal temperature. Note: If engine will not start, check spark plug wires for correct location and check points for proper gap.

Members Corner and their ride

This month Chery Coopers ride is the 65 Brown Convertible

We bought this car about 5 years ago after it had set in a garage for 10 years. It was yellow when we bought it, but from factory it was the Maroon color. I had a good friend Walter Gregory do a lot of the bodywork and paint. We like the way it drives and looks and besides it was built the same year Cheryl graduated from Highschool and believe it or not, her schools color and Logo were the Moline Maroons!!! Cheryl and David



Corvair Ladies Shared Recipe Corner

This months recipe shared by Cheryl Cooper

CHERYL'S WALDORF SALAD

SERVES AT LEAST 8

2 MED TO LG SWEET APPLES LIKE "PINK LADY OR FIJI"

1 LG GRANNY SMITH

CORE APPLES, DO NOT PEEL, CHOP INTO BITE SIZE

2 C LG RED SEEDLESS GRAPES

THINLY SLICE EACH GRAPE INTO ABOUT 4-5 PIECES ½ C RAI-SINS

2 C THINLY SLICED CELERY

3 C CHOPPED WALNUTS

PUT ABOVE INGREDIENTS IN VERY LG BOWL (NOT METAL) & MIX/STIR

IN SMALL BOWL MIX TOGETHER (ADJUST TO TASTE, MORE OR LESS HONEY) 2C PLAIN YOGURT

2-3 TSP SLENDA OR TRUVIA

1 TSP SEA SALT

ABOUT ¼ C OR MORE HONEY (TO TASTE)

MIX / STIR ALL INGREDIENTS AND REFRIGERATE

Here is some information about the Round UP

This is going to be so simple this year. The Friday night cruise downtown reminds us of American Graffiti – many many cars, food, music, it's cool! Then the show on Saturday goes all day to 5pm. Awards are given by the Carthage folks at around 4pm – There will easily be 500 vehicles of all kinds at the show and they will have a lot right in the middle for many Corvairs to be together with a Corvair category for people's choice. Lots of food trucks. Good ones! Probably a pancake breakfast Saturday morning at the firehouse – big event last year that we attended. Yep, it'll be different but those that are saying the roundup is getting a little stale won't be able to say that after Maple Leaf. Nothing Saturday night officially planned. Nothing Sunday. Hotel will have a really good breakfast for us on the mezzanine. They do that everyday and the cost is built in to the room rates!

I hope people register and reserve rooms very soon – I would hate for them to run out of rooms on us. This hotel is the host hotel for the entire event, not just the Corvairs. 😊

The swap meet has been so good that they decided last year to do it on Friday as well as Saturday. It was awesome! They said the traffic for the swap was incredible both days so they will be doing that again.

Thanks Scott – let me know if there are other questions and it's fine to spread this email around if you think it'll help.

Also, tulsacorvair.com has the printable registration form right at the top. Only \$15 to register. Hotel info is there and btw, the shirts will be ordered, paid for and delivered right there at the show – No pre-order. Just \$15 registration, a credit card to hold the hotel room and gas in the tank.

GONNA BE GREAT! See ya there! Spread the love.

Marv

Update

Hi everyone – Please find an important announcement regarding a drawing in July for 2 nights FREE at the Precious Moments Hotel during the event in October.

We want to thank our Flagship club in Wichita for stepping up to fund these two nights for the lucky attendee(s).

People must have their registration (Only \$15 this year) in by July 1st to be entered in the drawing.

There is a registration form attached and also a printable version at tulsacorvair.com

Please do not send money for shirts with your registration. Shirts will be able to be bought, paid for, and delivered at the show!

There will be hundreds of gorgeous vehicles for everyone to enjoy with, we hope, many more Corvairs than other vehicle owners have ever seen all together in one place.

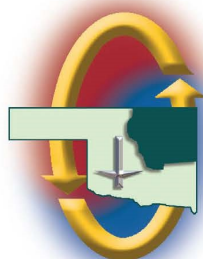
IT'S GONNA BE FUN !!!!!!! LET'S BLOW'M AWAY WITH OUR BEAUTIES AND . . . HAVE OUR DEBUNK NADER STORIES READY, HEHEHEHEH !!!!!!! Marv Luke, GCCG

Registration Form

Great Plains Corvair Roundup / Maple Leaf Car Show

October 18-19, 2019

Carthage, Missouri



Green
Country
Corvair
Group



Car Show Registration 450 Dash Plaques

Name (First, Last) _____
 Street Address _____
 City _____ State ____ Zip _____
 Email _____
 Phone _____

Make & Year of Vehicle _____

Class CORVAIRS Club Affiliation _____

Entrant's Signature _____ Date _____

Swap Meet Registration

Name (First, Last) _____
 Street Address _____
 City _____ State ____ Zip _____
 Email _____
 Phone _____

Product Being Sold _____

Entrant's Signature _____ Date _____

Event Fees

Event			Total
Show Registration	\$15.00		\$15.00
Swap Meet	\$25.00		
T-Shirts Ordered and Delivered On Site	\$15.00		
		Quantity	
Corral (Vehicles for sale)	\$ 5.00		
Total Fees			

Make Checks Payable To:

Carthage Maple Leaf Car Show
 P.O. Box 283 • Carthage, MO 64836

Registration \$15.00

**(Due by Oct. 1, 2019 to guarantee
 group placement with all other Corvairs)**

Precious Moments Hotel



2701 Hazel Ave • Carthage, MO

**Mention Great Plains Corvair Roundup
 For Special \$76.⁴⁹ Rate (Includes Hot Breakfasts)**

For Reservations: 417-359-5900

General Information: Marilyn Ash 918-245-0888 • Marvin Luke 918-250-1500

Swap Meet Information: Randy 417-850-5933

In consideration of the acceptance of the right to participate, entrants and spectators, by exhibiting a vehicle or motorized equipment and by the execution of this entry form, I hereby release the city of Carthage, County of Jasper, State of Missouri, The other Co-Redemptrix, the sponsors and everyone else involved in the promotion or execution of the Carthage Maple Leaf Car Show of and from any claims, losses injuries, judgement, whatsoever may be suffered by the entrant to his/her person or by his/her property either to it or caused by it.

Corvair Heritage Day 2019

October 11-13, 2019 - Mineral Wells, Texas

For more information, contact Michael Boyle at NTCAactivities@gmail.com or 972-602-1922

Name (s): _____

Address: _____ City/State/Zip: _____

Phone #: _____ Contact # during event: _____

Email: _____ Club Affiliation: _____

MEALS MUST BE PAID FOR BY OCTOBER 11, 2019! NO REFUNDS AFTER SEPTEMBER 21, 2019!

Individual/Family Registration Fee: Early Registration (mailed before August 3, 2019) = FREE! Registration (mailed August 3 – September 21, 2019) = \$15.00 Registration Late (mailed September 22 – October 5, 2019) or Onsite = \$25.00		\$ _____									
Friday October 11, 2019: 11:00 am – BBQ Lunch at Fort Richardson State Park # attending _____ at \$16.00 each = 5:30 – 9:00 pm – Car Cruise and Crazy Water Festival # vehicles _____ (Free) 8:00 – 9:00 pm – Valve Cover Races at First Christian Church, Mineral Wells # vehicles _____ at \$5.00 each = Participant: _____ Participant: _____		\$ _____ \$ _____									
Saturday October 12, 2019 8:30 am – 4:00 pm Autocross at the Mineral Wells Airport: # drivers _____ at \$40.00 each = Classes: NLHP or ELHP – Novice or Experienced Low HP (80-110) NHHP or EHHP – Novice or Experienced High HP (140-180) Elite – Highly Modified FC – Forward Control Open Men – All non-Corvair Ladies – Corvairs Only Open Ladies – All non-Corvair Driver: _____ Class: _____ Driver: _____ Class: _____ 12:00 – 1:00 pm – Lunch Break at the Mineral Wells Airport: # attending _____ (FREE) Lunch is provided free of charge to all participants and registered attendees. 12:00 – 1:00 pm – Car Show # vehicles _____ at \$5.00 each = Vehicle Classes: Early-Open, Early-Closed, Late-Open, Late-Closed, FC, Work In Progress Participant: _____ Vehicle Class: _____ 5:00 pm Dinner at Pastafina Restaurant # attending _____ at \$27.00 each = 7:00 pm Awards and Dessert in the Conference room at the Red Lion Inn		\$ _____ \$ _____ \$ _____									
Sunday October 13, 2019 8:30 am – Send off breakfast at host hotel (\$5.00 for non-hotel guests to be paid to the hotel)											
Apparel Orders: orders must be received by October 1, 2019 <table border="1"> <tr> <td>T-Shirt <u>NO</u> Pocket \$15.00 each</td> <td># _____ Small # _____ Medium # _____ Large # _____ XLarge # _____ XXL Large add \$1.00 # _____ XXX Large add \$1.00</td> <td></td> </tr> <tr> <td>T-shirt <u>WITH</u> Pocket \$16.00 each</td> <td># _____ Small # _____ Medium # _____ Large # _____ XLarge # _____ XXL Large (XXX Large not available)</td> <td></td> </tr> <tr> <td>Hats \$15.00 each</td> <td># _____ Structured # _____ Unstructured</td> <td></td> </tr> </table>		T-Shirt <u>NO</u> Pocket \$15.00 each	# _____ Small # _____ Medium # _____ Large # _____ XLarge # _____ XXL Large add \$1.00 # _____ XXX Large add \$1.00		T-shirt <u>WITH</u> Pocket \$16.00 each	# _____ Small # _____ Medium # _____ Large # _____ XLarge # _____ XXL Large (XXX Large not available)		Hats \$15.00 each	# _____ Structured # _____ Unstructured		
T-Shirt <u>NO</u> Pocket \$15.00 each	# _____ Small # _____ Medium # _____ Large # _____ XLarge # _____ XXL Large add \$1.00 # _____ XXX Large add \$1.00										
T-shirt <u>WITH</u> Pocket \$16.00 each	# _____ Small # _____ Medium # _____ Large # _____ XLarge # _____ XXL Large (XXX Large not available)										
Hats \$15.00 each	# _____ Structured # _____ Unstructured										
Total Apparel Order =		\$ _____									

Host Hotel: Red Lion Inn and Suites

6801 Hwy 180 E, Mineral Wells, TX 76067 Phone: 940-325-7829

Group name: **North Texas Corvair Association** before September 25,
 2019 rate is \$79.10 (\$70.00 +13% tax). Rate is available Thursday –
 Saturday night. Suite is an additional \$10.00.

Total for all items: \$ _____

Make check payable to NTCA

Mail form and check to:

NTCA, PO Box 170796, Irving Texas 75107

CORVAIR HERITAGE DAY 2019**OCTOBER 11 – 13, 2019****Friday, October 11, 2019**

- 10:00 am Caravan departs host hotel for Fort Richardson State Park.
- 11:00 am Lunch and games at Fort Richardson State Park. Lunch will be a catered BBQ meal with brisket, sausage, and turkey, BBQ beans, potato salad, ice tea and water, and all the fixins'. After lunch we will be competing in some unique games. Be ready to play because there will be prizes! Your BBQ meal ticket includes your day pass into the park, so if you want to explore the park you can arrive earlier or stay later!
- 1:00 pm Scenic drive back to Mineral Wells. We have mapped out a nice afternoon drive with several points of interest and stops along the way. If you are in a rush to get back there are some short cuts!
- TBD We will be participating in the Mineral Wells Crazy Water Festival Crazy Car Cruise on Friday evening. More details will be available closer to the event. Plan on participating in the cruise through downtown and then joining us at the First Christian Church for Valve Cover Races. The Crazy Water Festival will provide the perfect venue for the evening meal and entertainment. There will be a small fee to enter the festival grounds, look for more information to come.
- 9:00– 11:00 pm Welcome Party at the host hotel. Snacks and drinks will be provided. BYOB for anything stronger than cola or tea!

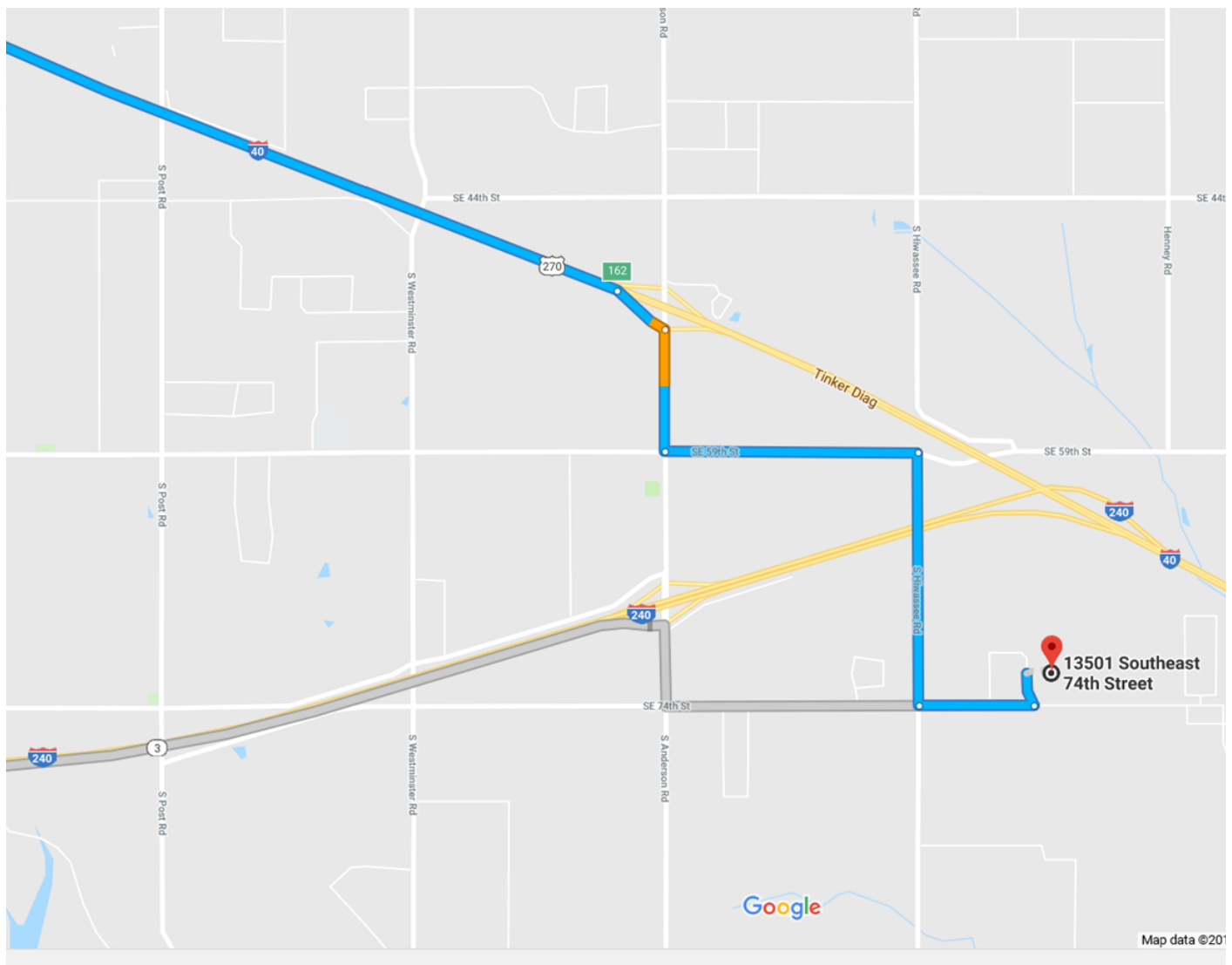
Saturday, October 12, 2019

- 7:00 am - 9:00 am Autocross Setup (NTCA) – Near the Mineral Wells Airport, 6300 Columbia St, Mineral Wells, TX 76067
- 8:30 am - 9:00 am Autocross Registration and Tech Inspection
- 9:30 am- 11:00 am Autocross
- 11:00 am – 12:00 pm Car show staging and cleaning.
- 12:00 pm - 1:00 pm Lunch break and Car show - (we are providing a free lunch to all registered attendees)
The car show voting will be held during the lunch break.
- 1:00 pm - 4:00 pm Autocross
- 5:00 pm – 7:00 pm Dinner at Pastafina Restaurant.
- 7:00 pm - 9:00 pm Awards Dessert Buffet at host hotel followed by some fun and games. We will be providing dessert, tea, water and colas, but you can BYOB anything you would like!

Sunday, October 13, 2019

- 8:30 am Send off breakfast at host hotel.

Directions to the Diamond E Ranch
(The Ergenbrights) Meeting Place
2:00 PM for our Yearly Bar-B-Que.
Meeting to start at 4:00 pm. The
ground is very wet so do not park on
the grass stay on the driveway... you
will get stuck...




Heart of Texas Corvair Reunion 2020...

Hosted by North Texas Corvair Association
 ...is on the road to the Piney Woods of East Texas
 April 17-19th, 2020 Hotel Fredonia, Nacogdoches, TX

Opened in 1955, the Hotel Fredonia was reopened in 2017 with modernized rooms. It retains the Mid-Century Modern look and feel of the 1960's, making it the perfect host hotel for our 1960's Corvairs!

Hotel block will be available for Thursday, Friday and Saturday nights. Rate honored 3 days before and after, subject to availability.
 Tower King or Double Queen - \$129
 Upgraded rooms are also available for \$149
 Registration form and reservation information available soon



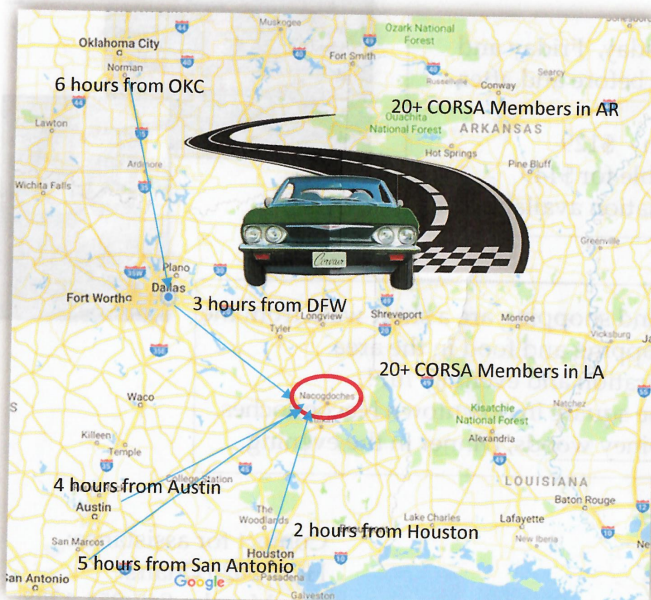

Nacogdoches restaurants and shopping are a short walk from the hotel. Other shopping and food in the area.
 Friday registration and evening fun!
 Saturday: Car show on the square in downtown Nacogdoches, Driving tour thru the piney woods; Dinner in the evening.



Contact for assistance:
 HOT 2020 Chairs:
 Ray Morales 847-254-1398
 Jeannette Alberte 847-254-1399

Get on the road to east Texas!**Heart of Texas Corvair Reunion 2020...**

Hosted by North Texas Corvair Association
 ...is on the road to the Piney Woods of East Texas
 April 17-19th, 2020 Hotel Fredonia, Nacogdoches, TX



Plan your trip to many area attractions that are on the way or a short drive:

- Canton area for antiques
- Tyler for Azalea Gardens
- Texas Freshwater Fisheries Hatcheries in Athens
- Caddo Mounds State Historic site, Alto (near Nacogdoches)
- Texas State Railroad rides in Rusk and Palestine



The Central Oklahoma Corvair Club Monthly News is a monthly publication of the Central Oklahoma Corvair Association, INC. C.O.C.A is Chapter 731 of the Corvair Society of America. It is provided to all current members. Guests and nonmembers receive a complimentary copy upon request, and are welcome to attend our monthly meetings held the second Thursday of each month. The location will be listed on the front page of the newsletter. Membership is open to anyone with an interest in the Corvair Automobile. Dues are \$15 per year

MAILING ADDRESSES: All business mail, with the exception of the newsletter items, should be sent to the address of the club president.

Newsletter items must be sent to the editor and received by the 25th of the month for it to be included that month's issue. Email newslettercoca@gmail.com with your submissions

WE THE BOARD OF DIRECTORS ENCOURAGE YOU TO JOIN CORSA, ASK ANY OFFICER FOR AN APPLICATION. The Dues are \$45.00 for 12 months or \$90.00 for 26 months. This entitles you to the monthly publication of the CORSA "Communique", and other benefits.



Club Stats:

NUMBER OF MEMBERS	23	
NUMBER AT LAST MEETING	22	
NUMBER OF CORVAIRS DRIVEN	3	
NUMBER OF GUEST AT LAST MEETING	1	
NEW MEMBERS	0	

OFFICERS:

President:

David Castiaux
10628 S.E. 44th Street
Oklahoma City, OK 73150
405-642-1056
dcastiaux@aol.com

Vice President:

Jim Gailey
8224 N.W. 115th Street
Oklahoma City, 73162
405-615-7554
jgailey@cox.net

Secretary:

Joe Nels
622 Cresent Circle
Midwest City, Ok 73110
405-733-8772
joenels@sbcglobal.net

Treasurer:

Ken Drye
2512 S. Post Road
Midwest City, OK, 73130
405-732-6867.
kdrye84370@aol.com

BOARD OF DIRECTORS:

David Castiaux, Jim Gailey, Joe Nels, Ken Drye, Bob Welch,
Richard Law, Liz Capron, Larry Duvall, Delia Silver

NEWSLETTER EDITOR:

Colleen Law
7701 Deer Meadow Dr
Oklahoma City, Ok 73150
newslettercoca@gmail.com



C.O.C.A WEBSITE:

<http://cokcca.org/>

Some Vendor Cards



Clark's Corvair Parts®

Our catalog lists over 15,000 parts for your Corvair. We carry engine parts, body panels, upholstery and much more! There are 1,000's of reproduced items available, pages of technical information and lots of other helpful hints.

Check us out at www.corvair.com or call today to order a copy of our printed catalog. You will quickly see why we are the world's largest supplier of parts and all your other Corvair needs. Clark's - More than Parts!



Clark's Corvair Parts® 400 Mohawk Trail, Shelburne Falls, MA 01370
 (413)625-9776 www.corvair.com email: clarks@corvair.com

January 26, 2019	Monthly Meeting - Diamond E Ranch Board of Directors voting DUES for the year are Due \$15.00
February 23, 2019	Monthly Meeting - Diamond E Ranch Cold Tuna—Wichita, KS
March 23, 2019	Monthly Meeting - Diamond E Ranch St. Patricks day parade - Downtown OKC - March 16
April 27, 2019	Monthly Meeting - Law Home directions in the Newsletter Heart of Texas – Spring Branch, Texas 12 April - 14 April
May 25, 2019	Monthly Meeting - Diamond E Ranch Tri-State - May 17-19
June 22, 2019	Monthly Meeting - Diamond E Ranch Decades of Cars Near Baxter Springs KS June 21-22
July 27, 2019	Monthly Meeting - Diamond E Ranch Corsa Convention - 23-27 July Pheasant Run Resort - St. Charles Il.
August 24, 2019	Monthly Meeting - Diamond E Ranch Watermelon Festival - Rush Springs
September 28, 2019	Monthly Meeting - Diamond E Ranch
October 26, 2019	Monthly Meeting - Diamond E Ranch Corvair Round UP - Maple Leaf Festival - Oct 18-19 Corvair Heritage Days - Oct 11-13 Mineral Wells Texas
November 23, 2019	Monthly Meeting - Diamond E Ranch
December 28, 2019	Monthly Meeting - Diamond E Ranch
1st Saturday	Cars and Coffee North Park Mall
2nd Saturday	Cars and Coffee Norman at Crest Foods W. Robinson
3rd Saturday	Cruise in for Coffee Midwest City Santa Fe Steak House parking lot Apr - Oct
1st and 3rd Thursdays	Thursday Night Cruisers - Mustang Apr - September
Sundays	Coffee at Kens