

*Central Oklahoma Corvair Association  
Newsletter*

*November 2024*



## **The Prez Sez November 2024**

First off, I would like to thank Dwight and Lisa for opening their home and allowing us to view their amazing car collection. The cars were fantastic and so was the food that Lisa and our Corvair Ladies prepared. Safe to say everyone had a great time. Again, thanks Dwight and Lisa for your hospitality.

The next couple of months are going to be very busy, with Thanksgiving and Christmas only days away. Our next meeting is this Saturday, November 23rd, where we'll finalize plans for the Christmas party (scheduled for Saturday, December 7th, from 11:00am until 2:00pm at the CE Page Building). We'll celebrate with our annual Dirty Santa gift exchange, so be sure to bring your guy or girl gift and get ready for fun. We'll also vote on this year's Capron / Dekker Award honoring a member of the Club for their outstanding service.

Thanks to everyone for their support and contributions to COCA in 2024. Your encouragement, assistance and participation are so appreciated. This will be the last Prez Sez of the year, so Cina and I want to wish you the happiest of Thanksgivings, a very Merry Christmas and a blessed New Year!

Jesus is the reason for the season!

See you Saturday!

Jim Gailey  
2024 COCA President



# COCA Minutes October 26, 2024

President Jim Gailey opened the meeting at 10:10 AM on September 26, 2024. The meeting was held at C.E. Page Building at Wiley Post Airport.

In the interest of saving time due to the Swap Meet in progress, the Pledge of Allegiance was not recited. President Gailey welcomed the members in attendance. There were no visitors attending on this date. A quorum was determined to be in attendance.

**Minutes** – The September 2024 meeting minutes were reviewed. Scott Law made a motion to approve the minutes, with a second by Colleen Law. The motion was approved.

**Treasurer's Report**- President Gailey reported income of \$300 in Swap Meet revenue to date and the current account balances in the checking and savings accounts. Larry Duvall made a motion to accept the report, with a second by David Allin. The motion was approved.

**Old Business** – There was no old business.

**New Business** – The Capron/Dekker award nominations will be made by email this year. Colleen Law will be sending out an email with instructions on making nominations and for voting online. This needs to be completed quickly to give Dave Castiaux enough time to get the engraving done for the plaque.

Dwight Brown and Lisa Koch have graciously invited the COCA group to come to their home in Choctaw on November 9 to view their car collection. Quite a few members expressed interest in attending.

The 2024 Christmas Party was discussed in more detail. The Page Building will be the place and December 7 will be the date. Scott Law contacted the same caterer and confirmed that he was available and would provide the same menu as last year. Price per person is to be determined but should be similar to last year's cost. The rules for Dirty Santa were set: \$30 gift limit and the 3rd owner of any gift (2 steals) freezes that gift. Men should bring a man's gift and women should bring a woman's gift. Colleen Law thanked all of the members who submitted photos from the Wichita Roundup. The Roundup was well attended by COCA members and all had a good time.

President Gailey mentioned that the next Roundup will be hosted by the Tulsa Corvair club on October 3-5, 2025.

There being no further discussion, Ann Ergenbright made a motion to adjourn the meeting, with a second by Scott Law. The motion carried unanimously.

Meeting was adjourned at 10:22 a.m.



Hello COCA members - Notes from the Newsletter, Website Admin

There was so many Corvair related activities that occurred in the last month that I felt it needed to be described for you all to enjoy.

First lets start with Coffee, Corvairs and Cows at Kens – So many photos were provided and I appreciate all of the inputs. There are five pages of Corvair, Cows and Coffee that just needed to be shared also COCO, I hope you enjoy.

Next was the 2024 Great Plains Roundup that was held in Wichita Kansas. There were 23 people, 8 Corvairs and 5 Dogs that attended.

Ann and James Ergenbright – LM Monza Convertible driven up to the Roundup, Ann is a real trouper.

Joe and Debbie Nels and COCO – LM Monza Coupe – Won the Work in progress award – Congratulations

Dwight and Lisa Brown – Rampside – won 1st place for the Forward Control award – Congratulations

Dave Castiaux, Cheryl Cooper and Roxy (RIP) – LM Monza Coupe – we all shared our love with Roxy

Pat and Delia Silver – Thanks for the hard work, Pat on Alicia's car and Delia for all the company in the Hospitality room and for Trailering Bobs car

Bob and Janet Welch and Eddy – LM Monza Coupe I believe this is Eddys 2nd Round up to attend

Rex and Rex Jr. Johnston – EM Spyder Convertible

Malinda and Larry Duval – Glad you all made it and hope you enjoyed Alicia Vanderschaff, Lillian V and Alicia's Mom – EM Spyder – had a breakdown along the way. James and Pat dispatched to help recover.

Jim and Cina Gailey – Jim accepted the 20 year plaque for COCA being part of the Round up.

Colleen and Richard Law plus Ellie and Ziva – LM Monza 4 Door

For those that could not attend, next year the Round-up will be in Tulsa hope you all can attend

Special Shout out to Cam – For driving Money Bags everywhere in OKC and surrounding areas – You are keeping the Vair alive.

Next event on the horizon will either be Heart of Texas, or the Nationals being held in California in May.



# Bob's Tech Corner

Hello all you Corvair people!

The past few days I have been working on what Jan calls my coloring books. I am working through my 65 and 68 Assembly Manuals!

If you don't have one for your specific car, you are doing yourself a disservice! You NEED one!

In the first pages is the introduction and it will guide you through its pages and give you a better understanding of how to use the Assembly Manual.

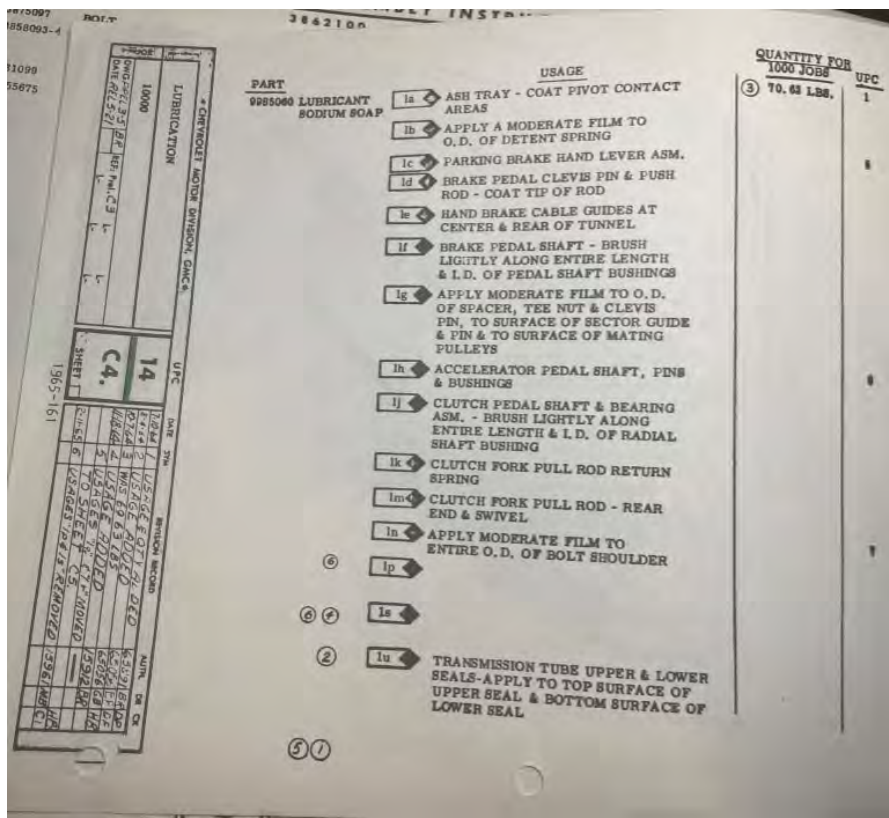
It will tell you everything you need to know about your specific car. It gives general information in the UPC Code section "0". In this section, you will find a diagram of a Corvair. You will notice that it is a cut-away showing major sub-assemblies of the car and the associated UPC codes. It is like a "Contents" in the front of a book. Thereby helping you locate the information that you are looking for more quickly.

The Assembly Manuals are a little bit hard to figure out, but once you get into them and go through them a few times, they become much more understandable.

I have been going through my Assembly Manuals and color coding the parts in the pages. I use colored pencils. Here is one example. Although this method seems a little childish, it has really given me some insight and a sense of exactly how things should go together and how certain things are routed!!

The assembly manuals I have... do not show how to assemble an engine, a carburetor, the transaxle or the window roll up mechanisms in the doors! The information that you will find in the Assembly Manuals...Front end trim, body heights, front suspension geometry, including camber, caster, toe in and all those little pieces of information that are sometimes hard to find or ignored, but desperately needed!

Another benefit I have found in the Assembly Manuals is that it gives you specific instruction on how the assemblies are to be sequenced and go together. ie the factory assembly procedures! The manuals also will have indicators to show where specialized lubricants, sealers, seam sealers and contact cements and other related chemicals are applied in and on your vehicle. These items are indicated by a small rectangle with a number in it and a black diamond at the end. It will have a line drawn to the place where the "goop" is applied. ( see example page ) In the above example, you are able to see the rectangle with the alphanumeric, "34a" inside and the line pointing to the differential. Interestingly, this sealer for the rear end to the bell housing was discontinued in subsequent years. You will also notice a part with the number "3" pointing at it. It is a special lock for the U Joint strap. I have never seen one so I don't know if they were discontinued or lost over the years.



In the Manuals, you will find this or a similar chart or charts. This chart is out of a 65 Assembly Manual. Notice that it is section UPC 14. Almost at the back of the manual!

These are all the glues and seam sealers and lubricants for your car. The first number is the type of "Goop" and the letter is its specific placement. Notice the quantity for the job, at the top right hand of the picture.

This chart is the first page of the lubricants showing the part number and the name of the lubricant !! "Sodium Soap". I have replaced it with Lubriplate! I haven't tried to purchase any "Sodium Soap".

There is a ton of good information in your Assembly Manual. For example: All of the wiring harnesses are shown and their routing, in and around the car. This comes in very handy, if you have removed all the wiring from your car for painting or repair. The assembly manual will show you how to reinstall the wiring with the correct routing!

Also, there are many tips within the pages ...From the correct choke adjustment, to the proper procedure for the blower belt tensioning, manual shifter mechanism adjustment and many more! So, the Assembly Manual is packed full of great information!

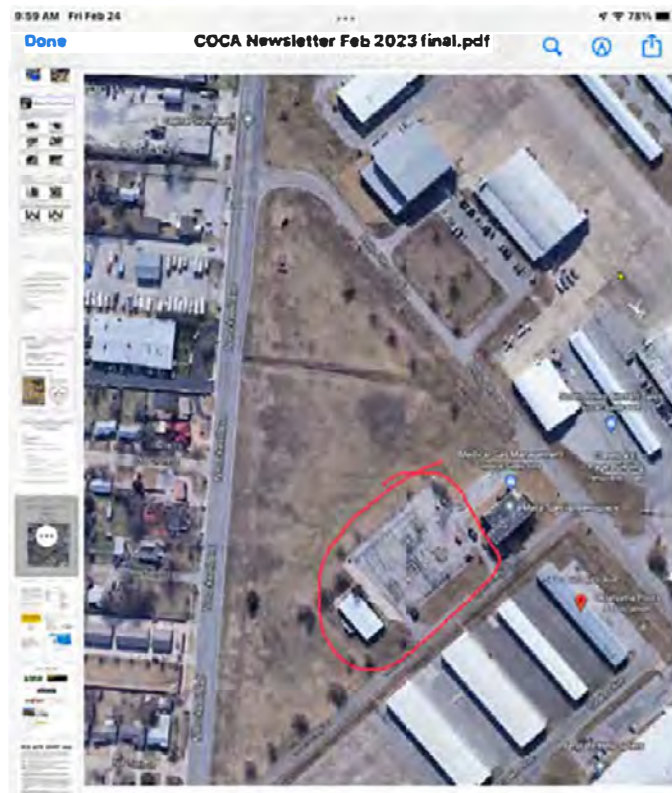
Sometimes we forget how to put things back together! Sometimes it is because it has been apart for so long. (Your milage may vary) However this is where your own Assembly Manual will come in handy. Along with your Shop manual and a Body manual you will save a lot of time!

Happy Garage time with your favorite Corvair!

See you all at our Thanksgiving meeting, Saturday 11/23/2024

Monthly Meeting Saturday  
23 Nov, 10:00 AM  
CE Page Building 5810  
Tulakes Ave Bethany, Ok  
73008  
Jim Gailey / 405.615.7554  
jcgaily@cox.net

10:02 AM Fri Feb 24





1st annual Swap Meet



The Central Oklahoma Corvair Club Monthly News is a monthly publication of the Central Oklahoma Corvair Association, INC. C.O.C.A is Chapter 731 of the Corvair Society of America. It is provided to all current members. Guests and nonmembers receive a complimentary copy upon request, and are welcome to attend our monthly meetings held the second Thursday of each month. The location will be listed on the front page of the newsletter. Membership is open to anyone with an interest in the Corvair Automobile. Dues are \$15 per year

**MAILING ADDRESSES:** All business mail, with the exception of the newsletter items, should be sent to the address of the club president.

Newsletter items must be sent to the editor and received by the 25th of the month for it to be included that month's issue. Email [newslettercoca@gmail.com](mailto:newslettercoca@gmail.com) with your submissions

**WE THE BOARD OF DIRECTORS ENCOURAGE YOU TO JOIN CORSA, ASK ANY OFFICER FOR AN APPLICATION. The Dues are \$45.00 for 12 months or \$90.00 for 26 months. This entitles you to the monthly publication of the CORSA "Communique", and other benefits.**



**Club Stats:**

NUMBER OF MEMBERS	64
NUMBER AT LAST MEETING	25
NUMBER OF CORVAIRS DRIVEN	5
NUMBER OF GUESTS AT LAST MEETING	0
NEW MEMBERS	0

**OFFICERS:**

**President:**

Jim Gailey

[jcgailey@cox.net](mailto:jcgailey@cox.net)

**Vice President:**

David Allin

[dnjallin@gmail.com](mailto:dnjallin@gmail.com)

**Secretary:**

Donna Law

**Treasurer:**

Ken Drye

[kdrye84370@aol.com](mailto:kdrye84370@aol.com)

**BOARD OF DIRECTORS:**

Jim Gailey, David Allin, Donna Law, Ken Drye, Dave Castiaux, Richard Law, Rex Johnston, Red Williams and Scott Law.



**NEWSLETTER EDITOR:**

Colleen Law

7701 Deer Meadow Dr

Oklahoma City, Ok 73150


[newslettercoca@gmail.com](mailto:newslettercoca@gmail.com)



**C.O.C.A WEBSITE:**

<http://cokcca.org/>

# Some Vendor Cards



## D C Transmission Services

Website Directions Save Call

4.7 [80 Google reviews](#) [dctransmissionsservices.com](http://dctransmissionsservices.com)

Transmission shop in Del City, Oklahoma

Address: 4737 SE 29th St #5001, Oklahoma City, OK 73115

Hours: Closed · Opens 8 AM Thu ▾

Phone: (405) 677-7454

<b>January 27 2024</b>	<b>Monthly Meeting -</b> Wylie Post Airport CE Page Building 5810 Tulakes Ave. Bethany, Ok 73008.
<b>February 24, 2024</b>	<b>Monthly Meeting -</b> Oklahoma Boat Club 9101East Lake Hefner Drive Oklahoma City Ok.
<b>March 23, 2024</b>	<b>Monthly Meeting -</b> Wylie Post Airport CE Page Building 5810 Tulakes Ave. Bethany, Ok 73008.
<b>April 27, 2024</b>	<b>Monthly Meeting -</b> See page 6
<b>May 25, 2024</b>	<b>Monthly Meeting -</b> Wylie Post Airport CE Page Building 5810 Tulakes Ave. Bethany, Ok 73008.
<b>May 5, 2024</b>	Car Show benefiting Hastings Corvair Museum of America
<b>June 22, 2024</b>	<b>Monthly Meeting -</b> Wylie Post Airport CE Page Building 5810 Tulakes Ave. Bethany, Ok 73008
<b>July 27, 2024</b>	<b>Monthly Meeting -</b> Wylie Post Airport CE Page Building 5810 Tulakes Ave. Bethany, Ok 73008.
<b>July 22 - 25 2024</b>	Corsa Corvair Convention Dayton Ohio
<b>August 24, 2024</b>	<b>Monthly Meeting -</b> Wylie Post Airport 10:00 am CE Page Building 5810 Tulakes Ave. Bethany, Ok 73008.
<b>September 21, 2024</b>	<b>Monthly Meeting -</b> Wylie Post Airport CE Page Building 5810 Tulakes Ave. Bethany, Ok 73008
<b>Sept 27 -29 2024</b>	Great Planes Corvair Roundup Wichita KS see newsletter for more info
<b>October 26, 2024</b>	<b>Monthly Meeting -</b> Wylie Post Airport CE Page Building 5810 Tulakes Ave. Bethany, Ok 73008.  Corviar parts Swap Meet
<b>November 23, 2024</b>	<b>Monthly Meeting -</b> Wylie Post Airport  CE Page Building 5810 Tulakes Ave. Bethany, Ok 73008.
<b>December 2024</b>	<b>Meeting at Christmas Party and election of officers</b>
	Coffee at Kens - Sundays Wednesdays